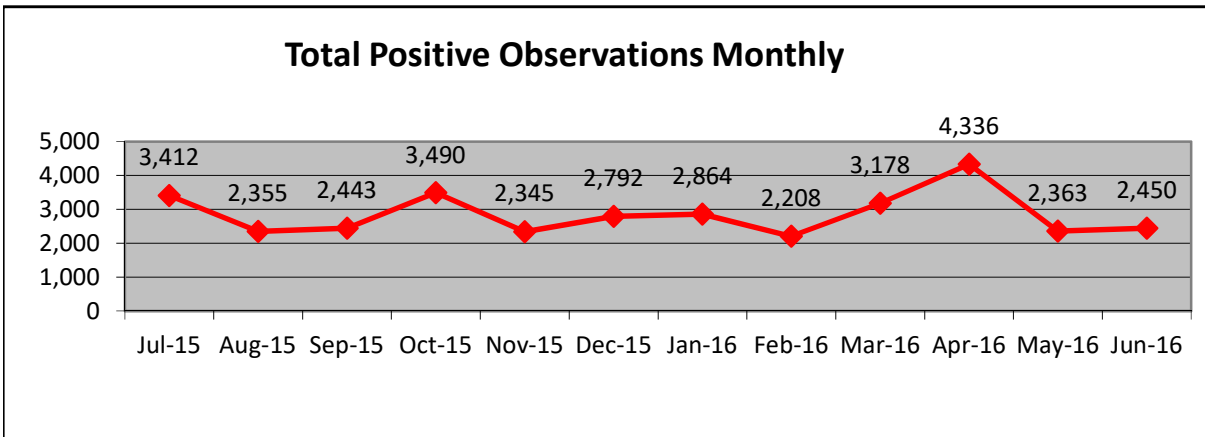
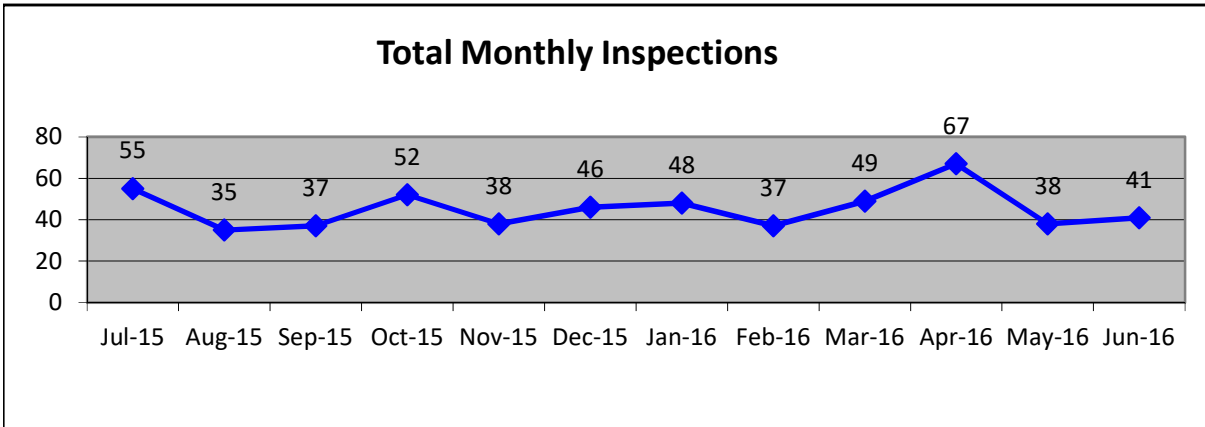


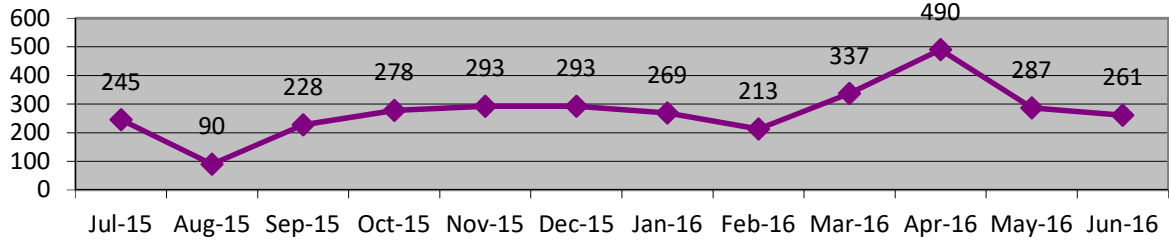
Monthly Trending Report

Inspector Name: ALL
 Checklist: All Checklists
 Date Range: 7/1/2015 - 6/30/2016

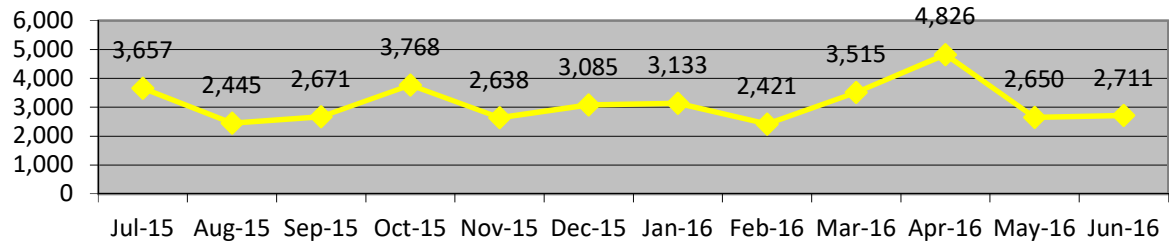
Month/Year	# Insp	Pos	Neg	Tot	%Pos
Jul-15	55	3,412	245	3,657	93%
Aug-15	35	2,355	90	2,445	96%
Sep-15	37	2,443	228	2,671	91%
Oct-15	52	3,490	278	3,768	93%
Nov-15	38	2,345	293	2,638	89%
Dec-15	46	2,792	293	3,085	91%
Jan-16	48	2,864	269	3,133	91%
Feb-16	37	2,208	213	2,421	91%
Mar-16	49	3,178	337	3,515	90%
Apr-16	67	4,336	490	4,826	90%
May-16	38	2,363	287	2,650	89%
Jun-16	41	2,450	261	2,711	90%
Total	543	34,236	3,284	37,520	91%



Total Negative Observations Monthly



Total All Observations Monthly



% Positive Observations Monthly

